

8W, Fixed input voltage, DC-DC converter



Patent Protection **RoHS**

FEATURES

- No-load input current as low as 25mA
- Operating ambient temperature range: -25°C to +71°C
- High efficiency up to 84%
- Continuous output voltage 0-1010V with linear adjustable function
- With voltage and current detection signal

SHO1-P102-8F series offer 8W of output. The feature efficiencies of up to 82%, operating ambient temperature range -25°C to +71°C, which no-load input current as low as 25mA, and the output voltage 0-1010V is continuous and linear adjustable. They are mainly used in applications such as electricity, industrial control and instrumentation devices.

Selection Guide

Certification	Part No.	Input Voltage (VDC)	Output Voltage (VDC)	Output Current (mA) Max./Min.	Full Load Efficiency ^② (%) Min./Typ.
		Nominal (Range)	Nominal		
--	SHO1-P102-8F	24 (21.6-26.4)	1010	8/0	80/84

Note:
 ① Unless otherwise specified, parameters in this datasheet were measured under the conditions of operating ambient temperature range with input voltage range and output load range.
 ② Efficiency is measured at nominal input voltage and rated output load.

Input Specifications

Item	Operating Conditions	Min.	Typ.	Max.	Unit
Start-up Voltage		--	--	21.6	VDC
Input Current(full load/no-load)	Normal temperature, nominal input voltage	--	397/25	417/50	mA
Input Filter Type		PI filter			

Output Specifications

Item	Operating Conditions	Min.	Typ.	Max.	Unit
Output Voltage Accuracy	Normal temperature, input voltage range, 0%-100% load	--	±3	±5	%
Output constant current accuracy	Normal temperature, input voltage range		±3	±6	
Load Regulation	Normal temperature, nominal input voltage, 0%-100% load	--	±0.2	±0.5	
Ripple&Noise	20MHz bandwidth, 0%-100% load	--	2	6	Vp-p
Linear Regulation	Full load, the input voltage is from low to high	--	±0.2	±0.5	%
Temperature Coefficient	Full load	--	--	±0.05	%/°C
Short-circuit Protection	Input voltage range	--	10	--	mA
		Output constant current protection			

General Specifications

Item	Operating Conditions	Min.	Typ.	Max.	Unit
Operating Temperature	See Temperature Derating Curve	-25	--	71	°C
Storage Temperature		-45	--	85	
Storage Humidity	Non-condensing	5	--	95	%RH
Pin Soldering Resistance Temperature	Soldering spot is 1.5mm away from case for 10 seconds	--	--	300	°C

DC/DC Converter

SHO1-P102-8F

Altitude		Altitude: $\leq 5000\text{m}$ (Altitude $\leq 2000\text{m}$, no derating; altitude is 5000m , derating to 40%)			
Switching Frequency	Nominal input voltage, full load	--	100	--	KHz
Adj Function(Output Voltage adjustment function)	Nominal input voltage	0-5V linear regulation, set the Adj pin voltage to set the output voltage of the product			
Vdis Function(Output voltage detection function)	Nominal input voltage	0-5V output voltage detection, the voltage value of Vdis reflects the output voltage value of the product in real time			
Idis Function(Output current detection function)	Nominal input voltage	0-5V output current detection, the voltage value of Idis reflects the output current value of the product in real time			

Mechanical Specifications

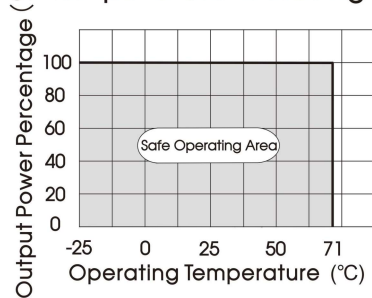
Case Material	Black plastic; flame-retardant and heat-resistant(UL94-V0)
Dimensions	62.00 x 45.00 x 22.50 mm
Weight	83g (Typ.)
Cooling Method	Free air convection

Electromagnetic Compatibility (EMC)

Emissions	CE	CISPR32/EN55032 CLASS A(with extra components)(See Fig.2)		
	RE	CISPR32/EN55032 CLASS A(without extra components)		
Immunity	RS	IEC/EN61000-4-3	10V/m	perf. Criteria B
	CS	IEC/EN61000-4-6	3 Vr.m.s	perf. Criteria B

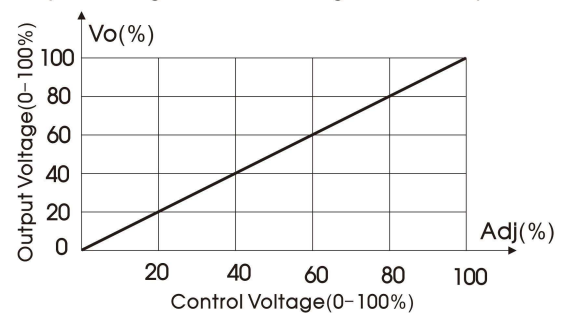
Product Characteristic Curve

Temperature Derating Curve



Temperature Derating Curve

Output Voltage-Control Voltage relationship Curve



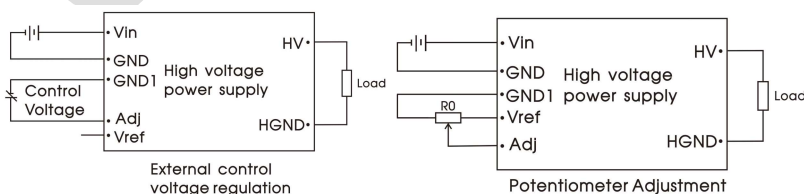
(Note: 100% Adj is equal to 5.0VDC (Typ.))

The relationship curve of output voltage and control voltage

Design Reference

1. Typical application

The output voltage of the product can be adjusted by an external circuit. There are two adjustment methods, as shown in Fig.1.



External control voltage regulation

Potentiometer Adjustment

Fig.1 External adjustment method of output voltage

Parameter description:

RO	Adjustable resistance 10kΩ
Vref	5.15VDC
Control Voltage	0-5VDC

DC/DC Converter

SHO1-P102-8F

2. EMC compliance circuit

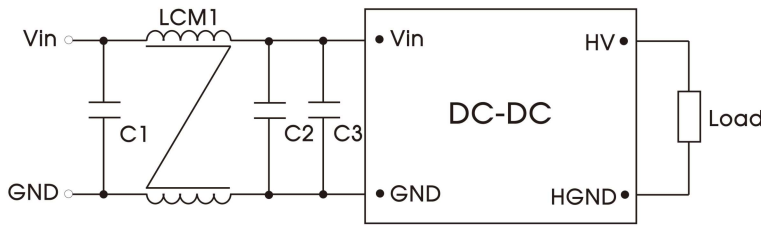


Fig.2 EMC recommended circuit

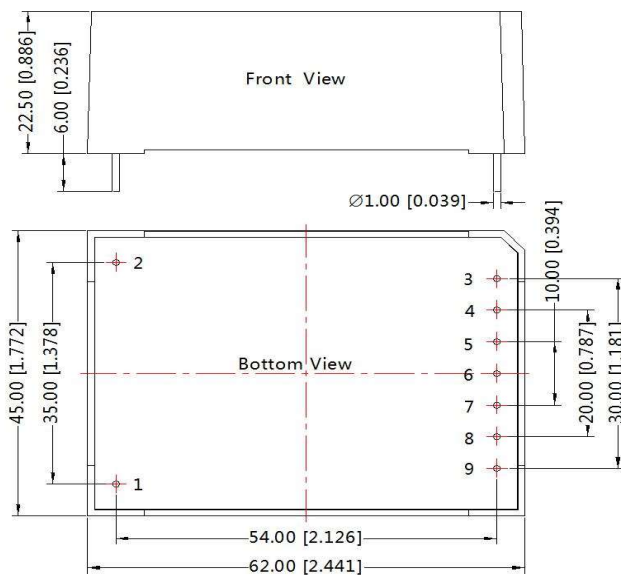
Parameter description:

C1/C2/C3	475K/50V
LCM1	4.7mH (Optional FL2D-30-472 common mode flite)

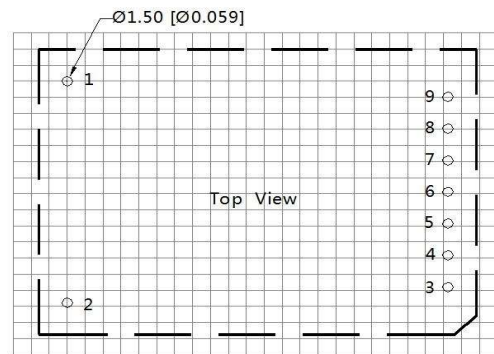
Dimensions and Recommended Layout

SHO1-P102-10F product dimensions and pin functions

THIRD ANGLE PROJECTION



Note:
Unit:mm[inch]
Pin diameter tolerances:±0.10[±0.004]
General tolerances:±0.50[±0.020]



Note: Grid 2.54*2.54mm

Pin-Out	
Pin	Function
1	HGND
2	HV
3	Vin
4	GND
5	GND1
6	Adj
7	Vref
8	Idis
9	Vdis

Notes:

1. If the product is not operated within the required load range, the product performance cannot be guaranteed to comply with all parameters in the datasheet;
2. Unless otherwise specified, parameters in this datasheet were measured under the conditions of $T_a=25^{\circ}\text{C}$, humidity<75%RH with nominal input voltage, nominal output voltage and rated output load;
3. All index testing methods in this datasheet are based on our company corporate standards;
4. We can provide product customization service, please contact our technicians directly for specific information;
5. Products are related to laws and regulations: see "Features" and "EMC";
6. Our products shall be classified according to ISO14001 and related environmental laws and regulations, and shall be handled by qualified units.